


High Automatic Core Filling Snack Food Processing Line Self Cleaning, 220/380/415V

Core filling [snack food processing line](#) takes grains flour or grain grits such as corn, rice, wheat, oat, rye, grains, potato flour. Etc as raw materials. It includes extrusion and expansion, sandwich, molding, cutting, spraying, seasoning to finished product production. Core filling snack food processing line is automatic. The finished corn flakes is very crispy and healthy for human. The core filling snack food processing line has many models, and the operation is simple, and the production of food is diverse. Choosing the appropriate configuration can produce sandwich cakes, sandwich tubes, puffed rice crackers, wheat chips snack, nutritious cereal breakfast, and other products.



TECHNICAL PARAMETER OF CORE FILLING SNACK FOOD PROCESSING LINE

Capacity:	120-150kg/h200-250kg/h300-500kg/h400-500kg/h800-1200kg/h
Equipment material:	Stainless steel/carbon steel
Hs code:	84388000
Key selling points:	Competitive price
Model:	Cfp65,cfp70,cfp85,cfp95
Voltage:	220/380/415v

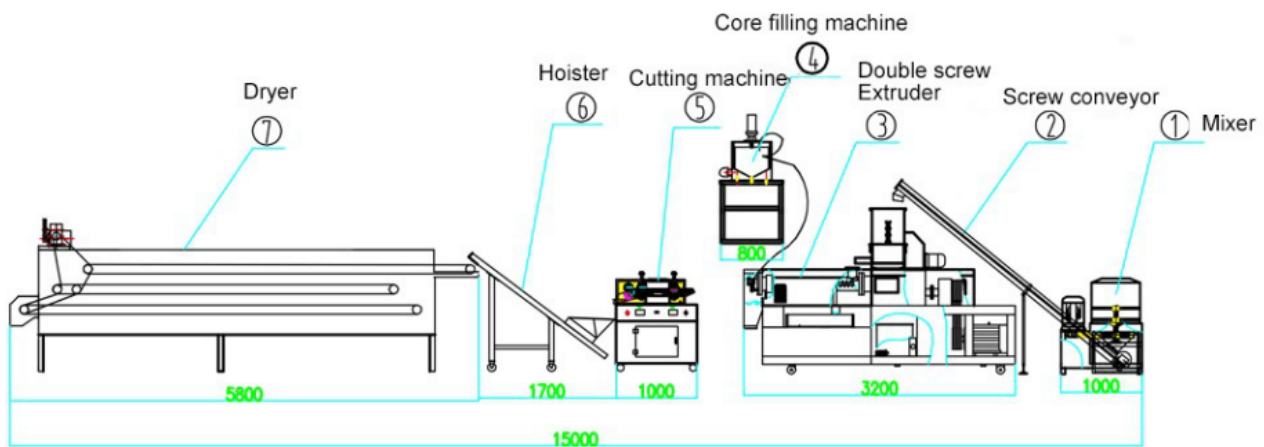


TECHNICAL MODLE OF CORE FILLING SNACK FOOD PROCESSING LINE

Model	Installed power	Power consumption	Output	Size(l×w× h)
Cfp65	79kw	55kw	120-150kg/h	19200x1200x2200mm
Cfp70	98kw	69kw	200-250kg/h	21200x1500x2200mm
Cfp85	144kw	101kw	400-500kg/h	26200x3500x4300mm
Cfp95	295kw	222kw	800-1200kg/h	3100x3500x4300mm

LOYAL CORE FILLING SNACK FOOD PROCESSING LINE PROCESSING DESIGN: Flour mixer-screw conveyor-double screw extruder -

pulling&cutting machine - core filling machine-pvc hoister-dryer- single drum flavoring machine-packing machine



PROCESS DESCRIPTION OF CORE FILLING SNACK FOOD PROCESSING LINE

Item no.	Chocolate filled puff snack production line	Introduction of each part at chocolate filled puff snack production line
1	Flour mixer	Mixing the raw materials corn flour, rice flour, wheat flour, grain flour, additives, with a certain proportion of water uniform.
2	Screw conveyor	Delivering the mixed raw materials to the feeding hopper of the double screw extruder. The feeding of this equipment is convenient and fast, saving labor and high efficiency.
3	Double screw Extruder	Extrude the mixed raw materials in a high temperature and high pressure environment and twin-screw extrusion, change the mold to obtain a specific particle size and shape

4	Pulling&cutting machine	Cutting the puffing snack in stick shape.
5	Core filling machine	Put the core inside the puffing snacks ,with heating function
6	Pvc hoister	Convey the produced feed particles to the multi-layer drying equipment.
7	Multi-layers oven	The oven is divided into electric oven, fuel oven, gas oven and steam oven. The temperature is adjusted between 0 and 150 degrees by the control cabinet.
8	Single drum flavoring machine	Flavoring the core filled snack with oil and flavoring.oil spraying and powder seasoning can be finished at one drums. Then ensure the material is seasoned evenly.
9	Packaging machine	Manual sealing machine and automatic packaging machine can be used, please call the manufacturer for details.


APPLICATION OF CORE FILLING SNACK FOOD PROCESSING LINE



CORE FILLING SNACK FOOD PROCESSING LINE CUSTOMER FACTORY



DETAILS OF CORN FILLING SNACK FOOD PROCESSING LINE



THE FEATURE OF CORN FILLING SNACK FOOD PROCESSING LINE

- Slight weight, easy to use
- Compact structure, save space
- Easy operating, easy to learn
- Twin-screw
- High productivity, high efficiency
- Stainless steel, easy to learn

